

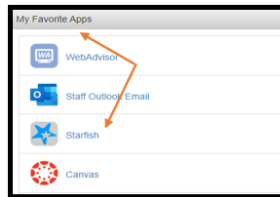
# Starfish Degree Planner: Student Guide

## Plans in Starfish Degree Planner:

- You will be able to view ALL your Student Education Plans (SEPs) in Starfish-Degree Planner built by a counselor- Approved, In Progress, and Returned plans.
- Please follow the plan marked as Approved and Active! This is critical.
- Do not make ANY changes to your SEP without talking to your Counselor. SEPs are for viewing ONLY.

## Steps to Access your SEP in Starfish Degree Planner:

1. Log into your student portal from your colleges website.
2. View the My Favorite Apps and click on the Starfish Icon.
  - If the Starfish Icon is not on the dashboard: Click on Apps Catalog and locate the Starfish Icon. On the top right-hand corner of Starfish click ☰, and “Add to my Favorites” to pin to Dashboard

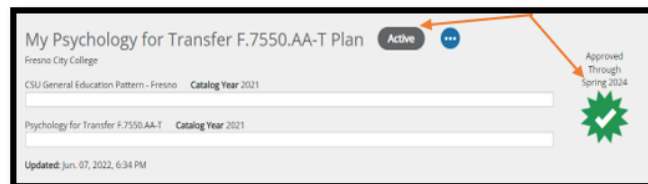


3. After clicking on the Starfish Icon, locate and click the three bars on the top left-hand side of the page and select Degree Planner from the drop-down menu option. What you see next will depend on whether you have an SEP already created by a Counselor in Starfish:



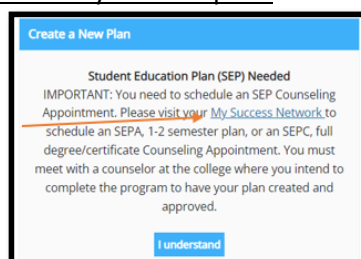
### Option 1:

If you have already had an SEP appointment and a counselor has created a plan for you, you will see it in Degree Planner. You may see multiple plans in Degree Planner, but follow the plan labeled “Active,” this is your most recent, and usually, Approved plan.



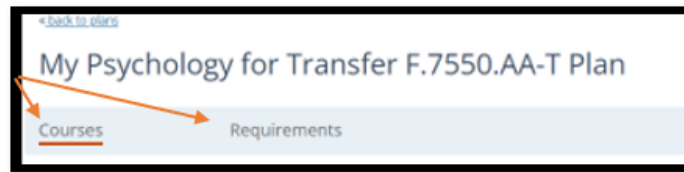
### Option 2:

If you do not see a plan, your Degree Planner will display this message. Contact your pathway counselor to create a Student Educational Plan. You can click on “My Success Network” directly from the message to schedule an appointment with a counselor. Do not try to create your own plan.



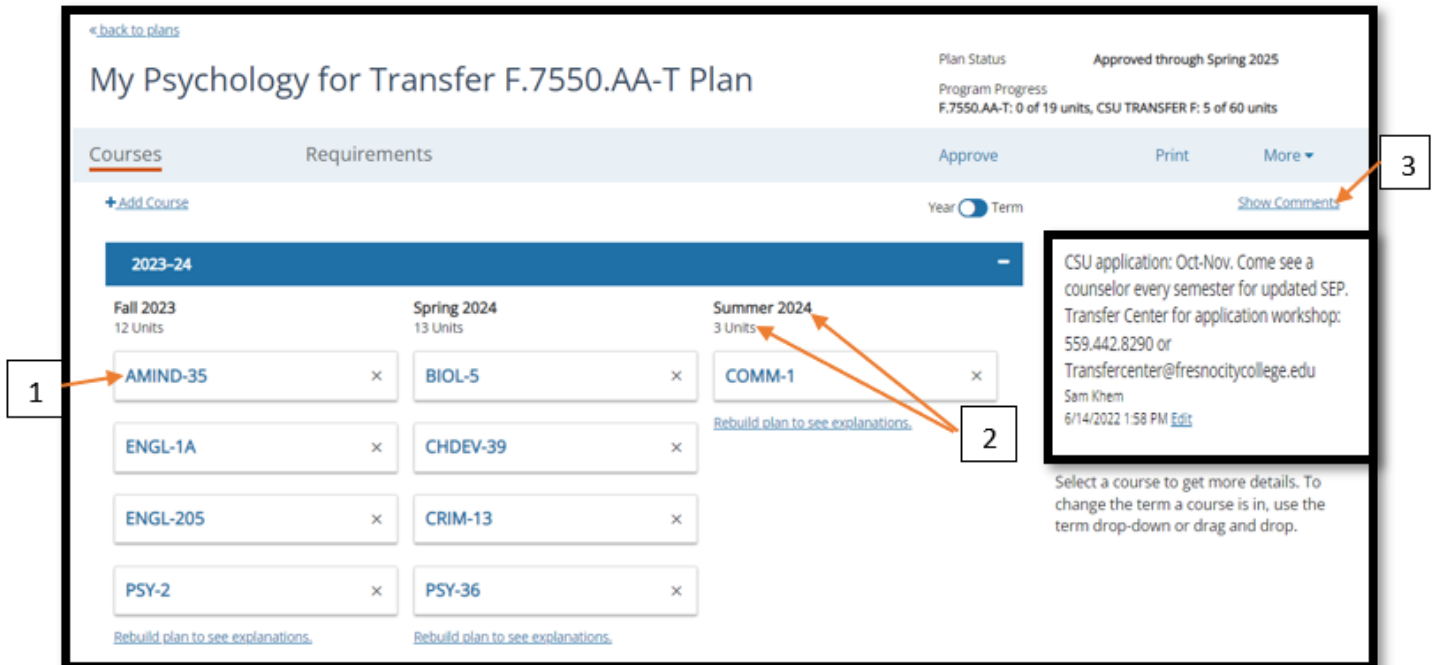
## Understanding your SEP in Starfish Degree Planner:

The two main areas of SEP information in Starfish Degree Planner can be found on the Courses tab and the Requirements tab. Please see below for a further explanation of each.



### Courses View:

Once in the plan, the first screen you will see is the “Courses” tab. This shows you the semester-by-semester view of your SEP.



1 → AMIND-35

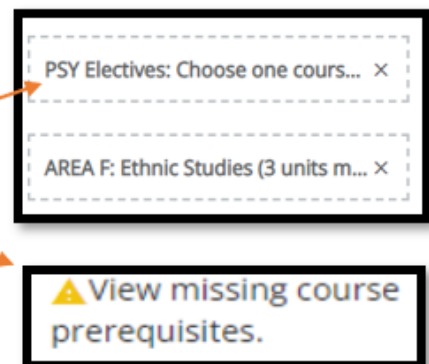
2 → Rebuild plan to see explanations.

3 → Show Comments

CSU application: Oct-Nov. Come see a counselor every semester for updated SEP. Transfer Center for application workshop: 559.442.8290 or Transfercenter@fresnocitycollege.edu Sam Khem 6/14/2022 1:58 PM [Edit](#)

Select a course to get more details. To change the term a course is in, use the term drop-down or drag and drop.

1. “Course cards” or “placeholder cards” are the courses or requirements that are planned on your SEP. Some course card can have different designations:
  - a. In Progress: Course you are currently enroll in.
  - b. Registered: Courses you are registered for in a future term.
  - c. You may see placeholder cards for specific area/list requirement. A course has yet to be selected. Click on the course card to view more courses – this will NOT cause your plan to be unapproved.
  - d. Course cards may have warnings such as a missing course prerequisite.
2. Terms and unit count will display for every semester.
3. Click on “Show Comments” to see comments/notes/to-dos made by your counselor. These comments can contain critical pieces of information and should always be reviewed.



**Important Note:** Courses are planned in a specific order following prerequisites, course sequencing, and/or other requirements. Rearranging courses could cause courses to be out of sequence for your educational goal. Do not make changes without consulting a counselor.

## Requirements View:

Select the Requirements tab to see the list of all the requirements needed to complete the program(s) built into your plan.

**Psychology for Transfer F.7550.AA-T 2021 - 2022**

**Major Requirements**

Requirement	Units	Status/Grade/Location
PSY-2 or PSY-2H		
PSY-2 GENERAL PSYCHOLOGY	3 Units	✓ Taken Fall 2004 (PSY-2 at Reedley College, Grade: A)
PSY-36 BIOLOGICAL PSYCHOLOGY	3 Units	Planned for Fall 2022
(PSY-42 or MATH-42) or (MATH-11 or MATH-11H) Select 1 course		
PSY-42 STATISTICS FOR THE BEHAVIORAL SCIENCES	4 Units	✓ Taken Fall 2004 (Grade: A)
PSY-45 INTRODUCTION TO RESEARCH METHODS IN PSYCHOLOGY	3 Units	Planned for Fall 2022
BIOL-5 or PSY-5		
PSY-5 SOCIAL PSYCHOLOGY	3 Units	✓ Taken Spring 2006 (Grade: B). This course can be used for another requirement. <a href="#">View Options</a>
PSY Electives: Choose one course NOTE: PSY 5 can be taken in this section only if it was not taken as part of the previous section		
PSY-16 ABNORMAL PSYCHOLOGY	3 Units	✓ Taken Spring 2006 (Grade: B)
See major sheet for additional information.		

**CSU General Education Pattern - Fresno 2021 - 2022**

**CSU General Education Requirements**

Requirement	Units	Status/Grade/Location
AREA A1 - Oral Communication (1 course minimum) (minimum grade 2.0)		
SPEECH-2 INTERPERSON.COM	3 Units	✓ Taken Fall 2005 (Grade: B)

1. All requirements that are built on your plan will be grouped and listed on the left in the order of showing your major degree or certificate, general education requirements, and graduation requirements.
2. Units that have been taken, are planned, or are needed will be displayed in the middle column.
3. Courses that have been taken that are being used for this SEP will show on the right, including the grade, location of the course, and term the course was taken in. Courses that are in progress or planned for the future will also be listed.

## Updating or changing your SEP:

- As mentioned above, do not make ANY changes to your SEP that will cause your plan to be unapproved without talking to your Counselor. If you do make a change that will cause your plan to become unapproved the following pop-up will display.

**STOP! Schedule a counseling appointment through your Success Network before making changes to avoid plan becoming unapproved.**

This plan has already been approved by your counselor. If you make changes, you'll need to get feedback and have it re-approved.

- Do NOT proceed with the change as you will then have an un-approved, In Progress plan that could lead you off track from your educational goal.
- Do NOT use the Request Approval button as this will not go to your Counselor.
- Please contact your Counseling Office regarding any questions you have regarding changing or approving your plan.
- If you need to change your major, move a course or placeholder, or want to discuss your educational goal, please schedule an appointment by contacting your Counseling Office or through your [Success Network](#).