




**CHANGING YOUR  
MY PORTAL  
PASSWORD**

1. Go to [www.maderacollege.edu](http://www.maderacollege.edu) and click **My Portal**
2. Click 
3. Sign into Microsoft (college ID number@my.scccd.edu)
4. When on the My Portal sign in page, click **Change Password** at the bottom of the screen then enter the required information and **Submit** (passwords MUST be 12 characters long)



Microsoft  
**Sign in**  
to continue to Outlook

1234567@my.scccd.edu 

[Can't access your account?](#)

**Next**



 Sign in with your SCCCD account



 [Change Password](#)

 [Problem Logging In?](#)



Update Password

Username **7-digit SCCCD/college ID number**


Old password

New password

Confirm new password

**Submit**

**Clear**

 If you forgot your password, use the **Password Reset** tool to regain access to your account.


Once successfully updated, click **My Portal** at the bottom of the page and sign in with your new password.



Update Password

Your password is successfully updated.

MyPortal



**i** Sign in with your SCCCDC account

Username **7-digit SCCCDC/college ID number**

Password

➔ Sign in

**k** Change Password

**?** Problem Logging In?



# QUESTIONS?

## SCCCD HELPDESK

For 24/7 assistance call:  
559.499.6072 (local) or 844.887.2223 (toll free)

## SCCCD SUPPORT CENTER

<https://scccd.edusupportcenter.com>

## MADERA COMMUNITY COLLEGE TECHNOLOGY

<https://www.maderacollege.edu/campus-life/technology-help.html>



**MADERA**  
COMMUNITY  
COLLEGE